
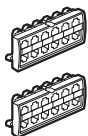

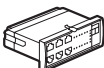

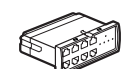
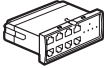



Connectivity and housing selection tables

configure your system (continued)

COMPLEMENTARY LCS ² PANELS AND BLOCKS			LCS ²
	1 U telephone panels equipped with 4 x 12 port blocks	3-6/4-5 contacts (digital)	0 335 31
		4-5/7-8 contacts (analogue)	0 335 30
	Telephone blocks equipped with 12 ports	3-6/4-5 contacts (digital)	0 335 33
		4-5/7-8 contacts (analogue)	0 335 32
	Splitter blocks	6 RJ 45 UTP	0 335 54
		6 RJ 45 FTP	0 335 55
		Ethernet/Ethernet FTP	0 335 39
		Ethernet/Ethernet UTP	0 335 38
		Telephone/Ethernet FTP	0 335 37
		Telephone/Ethernet UTP	0 335 36
	Telephone/telephone	0 335 35	
	Video broadcasting block	6 "F" connectors	0 335 34
	Switch blocks	7 RJ 45 ports	0 335 02
		6 RJ 45 ports + 1 LC type fibre optic port	0 335 05
	1 Gigabit PoE switch	5 RJ 45 ports N	0 335 08
	10/100 Mbits PoE switch	5 RJ 45 ports N	0 335 03
	PoE injector	4 inputs / 4 outputs	0 335 01
		1 input / 1 output	0 327 37
	Controlled access blocks		0 334 71/72/73/74/75
	Unlocking tool for controlled access blocks		0 334 70